



S m a r t h o u s e s o l u t i o n s

Product catalogue



About Us

UP GROUP develops KNX Smart Applications and is engaged also in producing KNX devices with best cost-performance ratio. More than 7 years of experience in KNX field has made us experts. We can offer now Switch Actuators, Shutter Actuators, Several converters, Binary Inputs and other KNX devices with 2 years warranty. We have also developed KNX SmartHouse APP for all users. With our KNX SmartHouse APP you can control Lights, Shutters, Blinds, Heating and Cooling, view Cameras, send Messages,...

With a professional team and partners in the areas of programming, planning, project management and the development of electronic and software solutions we provide a custom solutions for the end customer. When you think you have an irresolvable problem or has someone offered a solution where you are not sure, we will very likely solve the problem or give the solution. It will be convincing and professional.




KNX Products



KNX Power Supply 640mA, Cat. no.:UP01640

Power supply: 95V ~255 Vac, 47~63Hz
 EIB/KNX nominal voltage: 30 V DC +1/-2 V, SELV
 + with integrated choke
 Auxiliary voltage: 30 V DC +1/-1 V, SELV
 EIB/KNX nominal current: 640mA, short-circuit-proof
 EIB/KNX output: Bus connection terminal (black/red)
 Auxiliary output: Connection terminal (yellow/grey)
 Operation: -5 °C ~ +45 °C
 Storage: -25 °C ~ +55 °C
 Transport: -25 °C ~ +70 °C
 Mounting On DIN rail



Description

KNX power supply produces and monitors system voltage. The bus is decoupled from the power supply with the integrated choke.
 To trigger Reset – you press it for at least 22 seconds. The bus line disconnected from the power supply and the devices connected to this bus line are returned to their initial state. If the line should be disconnected for a longer period, the bus connection terminal must be removed from power supply.
 A 30V DC auxiliary voltage is made available via an additional connection terminal.

KNX Switch Actuator, Cat. no.: UP02112

Power Supply: 21~30V DC, via the EIB bus
 Current consumption <12mA
 Number of contacts 12
 Un rated voltage 250/440V AC (50/60 HZ)
 In rated current 16A
 Connections: Bus connection terminal (black/red)
 Load circuits Screw terminals
 Temperature Operation -5°C ~45°C
 Storage -25°C ~55°C
 Transport -25°C ~70°C
 Mounting On 35mm mounting rail

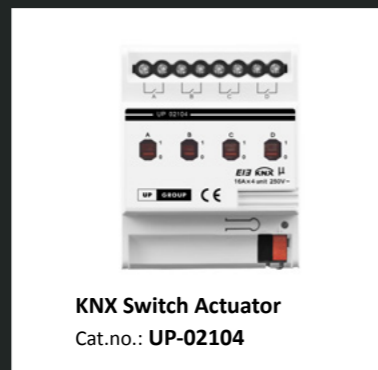


Description

- Manual operation, Time functions, on/off delay
- Scene control / presets via 8bit/1bit commands
- Logic operation AND, OR, XOR, gate function
- Status response
- Forced operation and safety function
- Reaction to threshold functions
- Control of electro thermal valve drives
- Selection of preferred state after bus voltage failure and recovery
- Inversion of the outputs
- Staircase lighting functions with warning and adaptable

KNX Switch Actuator, Cat. no.: UP02104

Power Supply: 21~30V DC, via the EIB bus
 Current consumption <12mA
 Number of contacts 4
 Un rated voltage 250/440V AC (50/60 HZ)
 In rated current 16A
 Connections: Bus connection terminal (black/red)
 Load circuits Screw terminals
 Temperature Operation -5°C ~45°C
 Storage -25°C ~55°C
 Transport -25°C ~70°C
 Mounting On 35mm mounting rail




Description

- Manual operation, Time functions, on/off delay
- Scene control / presets via 8bit/1bit commands
- Logic operation AND, OR, XOR, gate function
- Status response
- Forced operation and safety function
- Reaction to threshold functions
- Control of electro thermal valve drives
- Selection of preferred state after bus voltage failure and recovery
- Inversion of the outputs
- Staircase lighting functions with warning and adaptable staircase lighting time

KNX Dimmer Actuator, Cat. no.: UP03104

Power Supply: 21~30V DC, via the EIB bus
 230V AC (50/60Hz)
 Number of contacts 4
 Max. capacity 400W (~45°C Ambient temp.)
 Min. capacity 40W
 Connections: Bus connection terminal (black/red)
 Load circuits Screw terminals
 Temperature Operation -5°C ~45°C
 Storage -25°C ~55°C
 Transport -25°C ~70°C
 Mounting On 35mm mounting rail



Description

- Control switch state of the lamp
- Relative dimming function
- Control brightness values of the lamp
- State report, error report
- 15 scenes setting
- Staircase lighting function
- Bus recovery function
- Preset function, set preset function



KNX Products



KNX Shutter Actuator, Cat. no.:UP04104

Power supply: 21V ~30 V DC via KNX bus

Outputs: 4 independent output with changover contact
Max. switching current: 6A
Wire range: 0.2 - 4.0 mm² - single core
Wire range: 0.2 - 2.5 mm² - Finely stranded

KNX output: Bus connection terminal (black/red)

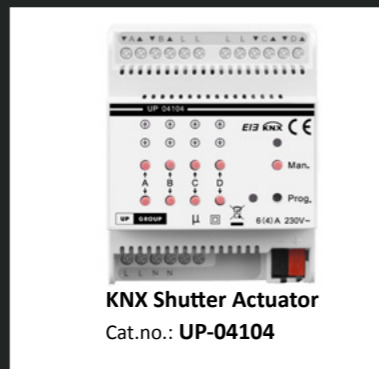
Auxiliary output: Connection terminal (yellow/grey)

Operation: -5 °C ~ + 45 °C

Storage: - 25 °C ~ + 55 °C

Transport: - 25 °C ~ + 70 °C

Mounting: On DIN rail



KNX Shutter Actuator
Cat.no.: **UP-04104**

Description

- Movement UP/DOWN,Stop/Louvre adjustment
- Move into preset position (up to 2 preset positions)
- Move to position 0...100%, Adjustment louvre 0...100% (only Blind "Blind" working mode)
- Scenes and Automatic sun protection
- Monitoring of wind, rain and frost protect (cyclical)
- Block and Forced operation
- Status display of current position and of operating mode
- LED display
- Two working mode, Venetian Blind and Shutter

Brightness & Motion Sensor, Cat. no.: UP05201

Power Supply: 21~30V DC, via the EIB bus

Current consumption <12mA

Protection: IP20, EN 60529

Connections: Bus connection terminal (black/red)

Temperature Operation -5°C ~45°C

Storage -25°C ~55°C

Transport -25°C ~70°C

Mounting: Surface mounted



Brightness and Motion sensor
Cat.no.: **UP-05201**

Description

- Illumination measure: 0 lux ~ 65535 lux
- Movement detector range: to 7m
- Illumination with 3 types data; can be sent cyclically
- Movement sensor with 3 types data, can be sent cyclically
- Illumination with threshold function
- Movement sensor sensitivity adjustable
- Logic (AND, OR, XOR) function with illumination movement
- Function Master-Slave interworking
- Illumination disabled, Movement sensor disabled and logic disabled function


KNX 4-fold Univ. Interface Cat. no.: UP05101

Power Supply: 21~30V DC, via the EIB bus

Input/Output: 4-fold key scan - individual configured
4-fold LED scan - individual configured
Key scanning voltage 20V DC
Key input current voltage 0,5mA
LED output voltage: 5V DC
LED output current: max.2,5mA, limited via 2kΩ resistor

Safety: Short-circuit-proof, overload protection, reverse voltage protection

Connections: Bus connection terminal (black/red)



KNX 4-fold univ.interface
Cat.no.: **UP-05101**

Description

- Switch function
- Switch and dimming of the lighting (also 1 button operation)
- Send of value and forced output
- Scene control
- Switching sequence
- Counter
- Multiple operation
- Shutter control (also 1 button operation)
- LED function

KNX/IP Gateway, Cat. no.: UP06101

Power Supply: 21~30V DC, via the EIB bus

Current consumption <12mA

Auxiliary power: 20~30V DC

Connections: Bus connection terminal (black/red)
Auxiliary connection terminal (grey/yellow)
LAN: RJ45 socket for 10/100Base-T

Green LED flashing: The device running indicator

LAN/LINK LED ON: Network connection indicator

LAN/LINK LED flashing: Network telegram traffic indicator

EIB/LINK LED ON: Bus connection indicator

EIB/LINK LED flashing: Bus telegram traffic indicator



KNX/IP Gateway
Cat.no.: **UP-06101**

Description


- KNX interface between KNX installations and IP networks
- Configure, parameterize and commission the KNX installation and bus monitor via the LAN using the ETS software (ETS3 or later)
- The IP address of the device can be fixed or can be received from a DHCP server
- Support the UDP telegram, and the port number 3671
- The factory default physical addresses are 15.15.255, and the address can be modified directly via local interface settings of ETS

KNX Products



KNX USB interface, Cat. no.:UP06102

Power Supply:	21~30V DC, via the EIB bus
Current consumption	<12mA
USB voltage:	5V DC
Interface:	USB standard 2.0
Connections:	Bus connection terminal (black/red)
Single core:	0.2-6.0 mm2
Multi core:	0.2-4.0 mm2
Temperature Operation	-5°C ~45°C
Storage	-25°C ~55°C
Transport	-25°C ~70°C
PC connection	Via USB socket (max.cable=5m)



Description

KNX USB Interface is used for communication between PC and KNX system, in order to configure, parameterize and commission the KNX/EIB installation as well as bus monitor using the ETS (ETS3 or later) software.

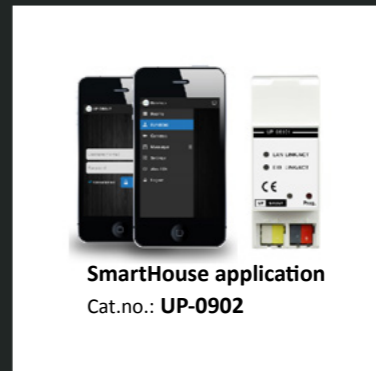
The KNX USB Interface has not an application program, but it is able to use the ETS to allocate the physical address. The factory default physical addresses are 15.15.255.

Note — a KNX drive program (UP USB driver for KNX.exe) need to be installed in the PC, or else the interface cannot connect to the PC.

SmartHouse Application, Cat. no.: UP0902

SmartHouse application includes Interface:

Power Supply:	21~30V DC, via the EIB bus
Current consumption	<12mA
Auxiliary power:	20~30V DC
Connections:	Bus connection terminal (black/red)
Auxiliary connection terminal (grey/yellow)	
LAN: RJ45 socket for 10/100Base-T	
Green LED flashing:	The device running indicator
LAN/LINK LED ON:	Network connection indicator
LAN/LINK LED flashing:	Network telegram traffic indicator
EIB/LINK LED ON:	Bus connection indicator



Description

KNXApplication for smart phones,Android

With using KNX SMARTHOUSE APP you can managed entire building, which works over the KNX/EIB system. Application works on Android devices and can communicate via GSM, 2G, 3G, 4G or WLAN.

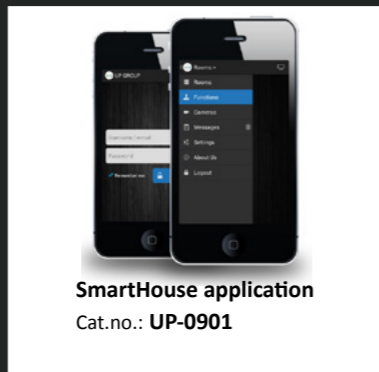
KNX SmartHouse Application functions: Lighting, Shutters, Blinds, Heating, Cooling, Cameras, Messages,...

SmartHouse Application, Cat. no.: UP0901

SmartHouse application without Interface:

Interface can be any KNX/IP interface or router that is already installed in the system or can be bought by other Manufacturer.

KNX SmartHouse Application functions: Lighting, Shutters, Blinds, Heating, Cooling, Cameras, Messages,...



Description

KNXApplication for smart phones,Android

With using KNX SMARTHOUSE APP you can managed entire building, which works over the KNX/EIB system. Application works on Android devices and can communicate via GSM, 2G, 3G, 4G or WLAN.

KNX SmartHouse Application functions: Lighting, Shutters, Blinds, Heating, Cooling, Cameras, Messages,...

More informations:



E-mail: info@up-group.com


Web: www.up-group.com

1




Control everything from everywhere!
SmartHouse application for you

2



We help you with great
advices and case studies.



Our after sales support is best in the
world. We always care.

3



Our products are great solution
for every project.

4



Smart
Solution



UP

GROUP

UP Skupina d.o.o.

Staneta Severja 4

Tel: +386(0)59976661

E-mail: info@up-group.com

Web: www.up-group.com